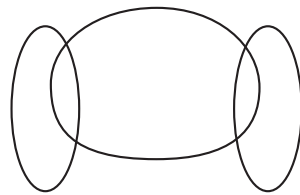
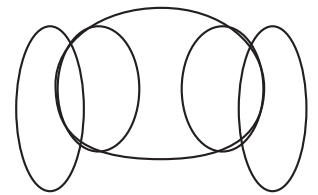


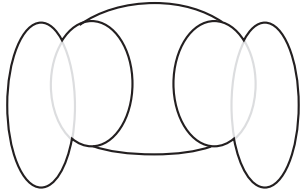
1. Draw an oval shape




2. Add 2 more oval shapes
- These are Dylans ears




3. Add 2 more oval shapes
- These are Dylans facial markings




4. Rub out the bits you don't need




4. Your picture should look like this



5. Add some eyes and a nose




6. Rub out the bits you don't need




7. Put some details onto Dylans nose and eyes




8. Now he needs a body




9. And some legs and paws



10. Rub out the bits you don't need



11. He should look like this



11. Finally add a collar and tag

Top Tip - When training my friends, please give them lots of praise, and a few treats! Never punish them as it's makes them very sad

